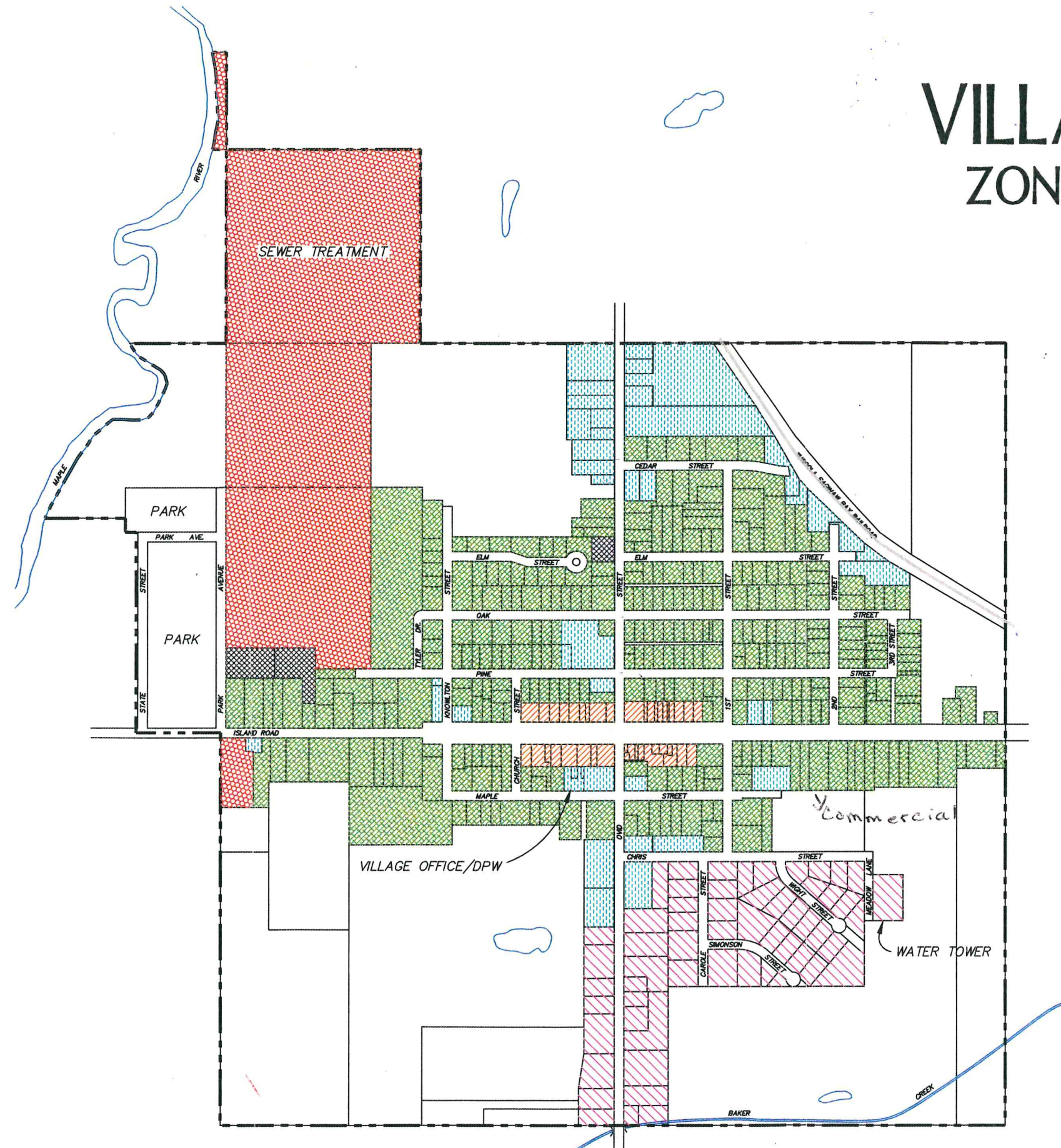










VILLAGE OF ELSIE ZONING DISTRICT MAP




ZONING DISTRICTS

-  A - AGRICULTURAL
-  R-1 - LOW DENSITY RESIDENTIAL
-  R-2 - MEDIUM DENSITY RESIDENTIAL
-  R-3 - MULTI-FAMILY RESIDENTIAL
-  R-4 - MOBILE HOME PARK RESIDENTIAL
-  C-1 - DOWNTOWN COMMERCIAL
-  C-2 - GENERAL COMMERCIAL
-  I - INDUSTRIAL

EFFECTIVE DATE: 09/21/99



GRAPHIC SCALE



ROWE INCORPORATED

Corporate HQ 6211 Taylor 810-341-7500
 CARO 186 N. State 517-673-2636
 MT. PLEASANT 127 S. Main 517-772-2138
 LAPEER 462 W. Genesee 810-664-9411
 FLINT 6207 Brewer 810-234-1056
 GRAND RAPIDS 616-863-9300